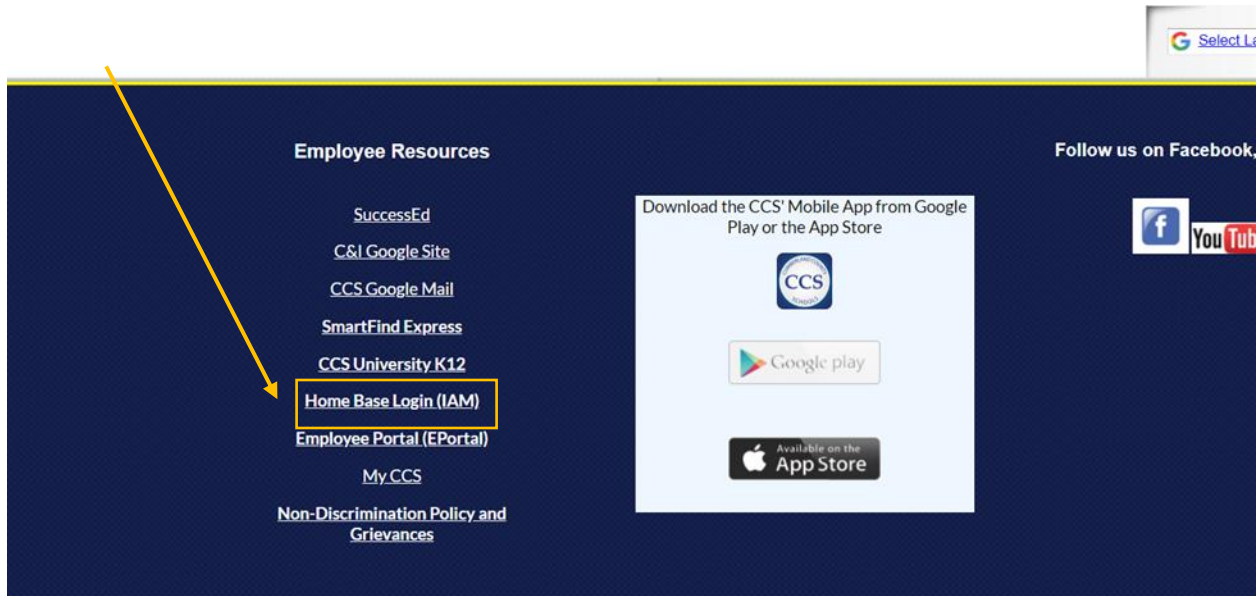


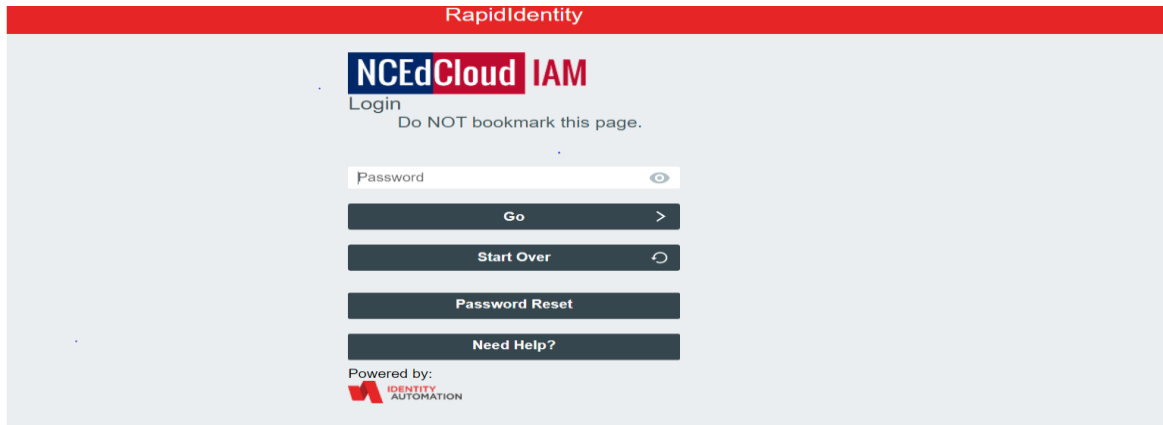
Creating a Parent Account for Canvas




First, you will need to access your child's account. Go to the CCS home page and scroll to the bottom, and select Home Base Login (IAM)

A screenshot of the NCEdCloud IAM login page. The page has a red header with the text 'RapidIdentity'. Below the header, the 'NCEdCloud IAM' logo is displayed. Underneath the logo, the word 'Login' is followed by the instruction 'Do NOT bookmark this page.' There is a dropdown menu with 'NCEdCloud' selected, a text input field for 'Username', and two buttons: 'Go' and 'Scan Student QR Code'. At the bottom, there is a link that says 'Don't have an account yet? Claim your account.'

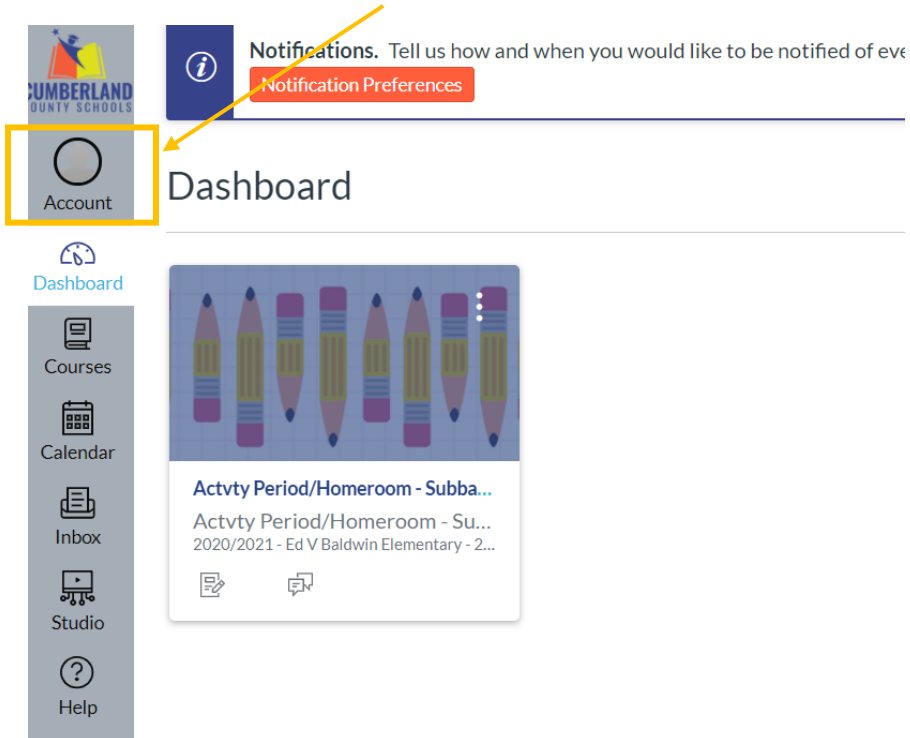
Enter your child's Powerschool Number in the box. This is the same number they use to log into their Chrombook. Next log in their password. At SVMS all student passwords are currently set to Bobcats2020.



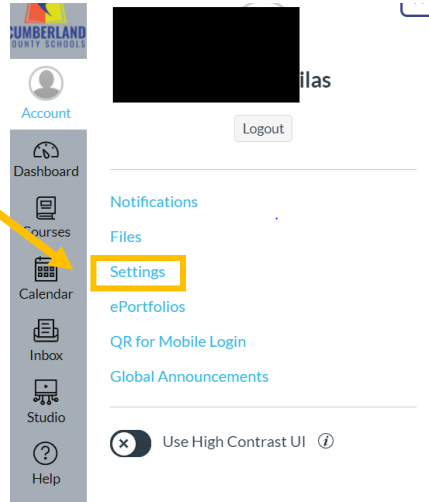
Select Canvas



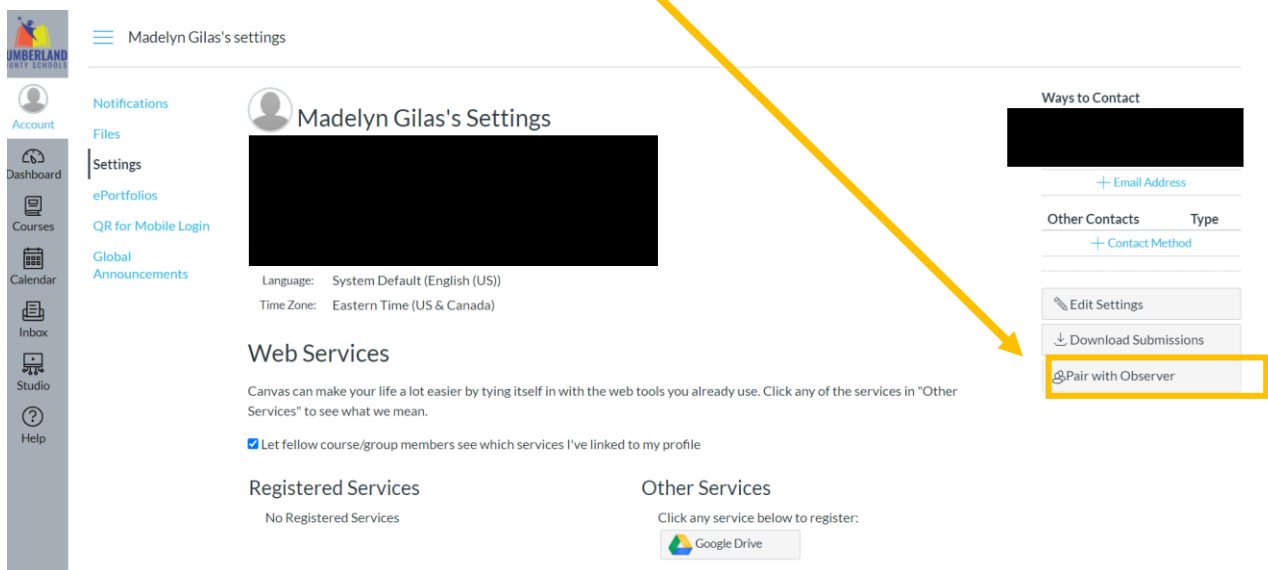
Select Account on the left side of the screen.



Under Account go down to Settings.



On the right side of the screen select, Pair with Observer.



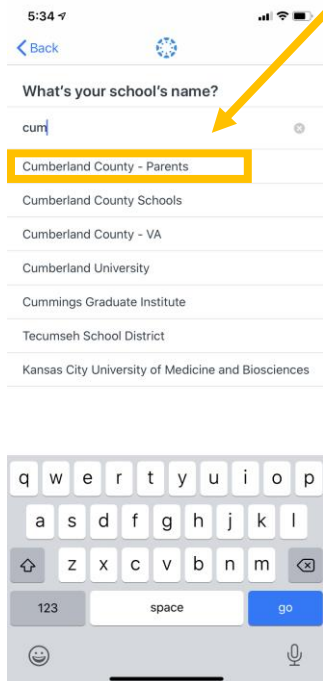
Your pairing code will pop up on the screen. Write this down, it should be a six-digit alphanumeric code. The code is only good for about a day.

Next, on your smart device, download the Canvas Parent from either Google Play or Apple App Store.

Click Find School.



Type and select Cumberland County-Parents





Login

Password

Log In

[Forgot Password?](#)

Parent of a Canvas User?
[Create Account](#)

Click Create Account

Parent Signup

Your Name

Your Email

Password

Re-enter Password

Student Pairing Code [What is a pairing code?](#)

[View Privacy Policy](#) Cancel Start Participating

Fill the information and click start participating.

You will now be able to view your child's canvas courses.

Once logged in, click the three lines in the top left corner and go to Manage Students. Here you can add more children, all you will need is there Pairing Codes.